








# GOOD THINGS START HERE ...

You can do good things in your community and impact lives through Impact Teams. If you're a financial member, apply to lead a volunteer Impact Team in a service project or fundraising event—what you do is up to you. We'll provide the seed money to get your project started. You gather friends, family and neighbors to do good things.

## Project Ideas

### Exploring Your Passions

### Taking Action

 <p><b>Comforting the Sick and Needy</b></p>	<ul style="list-style-type: none"> <li>• Cut and tie fleece blankets for a local shelter or hospital</li> <li>• Host an Ice cream social or dinner fundraiser for a local charity</li> <li>• Create welcome bags for families staying at Ronald McDonald Houses</li> <li>• Sew quilts and distribute to community members</li> <li>• Purchase Christmas gifts for those struggling</li> </ul>
 <p><b>Supporting Your Community</b></p>	<ul style="list-style-type: none"> <li>• Upgrade playgrounds</li> <li>• Clean an animal shelter</li> <li>• Restore or paint homes of members in your community</li> <li>• Prepare and distribute meals to shut-ins</li> <li>• Place flags at the cemetery on Memorial Day</li> </ul>
 <p><b>Caring for the Environment</b></p>	<ul style="list-style-type: none"> <li>• Plant prairie grass in your community</li> <li>• Beautify local cemetery: clean headstones or plant flowers</li> </ul>
 <p><b>Assisting the Elderly</b></p>	<ul style="list-style-type: none"> <li>• Clean up yards for elderly residents</li> <li>• Sponsor Bingo at a nursing home or assisted living center</li> <li>• Purchase and decorate a Christmas tree for a nursing home</li> </ul>
 <p><b>Providing for Children</b></p>	<ul style="list-style-type: none"> <li>• Purchase school supplies and stuff backpacks for children in need</li> <li>• Raise money for schools through bake sales, pancake breakfast, spaghetti dinner</li> </ul>
 <p><b>Helping Veterans</b></p>	<ul style="list-style-type: none"> <li>• Host a picnic or meal for veterans</li> <li>• Make Christmas cards for veterans</li> <li>• Sew quilts for disabled veterans</li> </ul>
 <p><b>Serving the Church</b></p>	<ul style="list-style-type: none"> <li>• Prepare meals for those who are sick, in need or elderly</li> <li>• Make rosaries with a youth group</li> <li>• Clean up the parish grounds</li> </ul>

## Three Simple Steps

Follow these three simple steps to help you create your next Impact Team project.

### Step 1: Find Your Passion

Make a list of needs in your community. What needs are going unmet? What causes or organizations are close to your heart that need your help? What are you passionate about improving in your community? Is there an individual(s) in your community that needs your help?	
Now that you have brainstormed, select one to focus on. Are there organizations you can partner with to make an even bigger impact?	

### Step 2: Pick Your Project Type

Now, let's develop your project. How would you describe your project to others?	
How will you use the Impact Team seed money to kick-start your project? <i>Funding may not be used as a donation to an organization or individual.</i>	
How many volunteers will you have and how will they be involved with the project?	
Will you be working with a community organization (e.g., parish/church, non-profit, school, etc.) to make this project happen?	

### Step 3: Take Action

Go to [cfl.org/impactteam/applynow](http://cfl.org/impactteam/applynow) to apply for an Impact Team today. It only takes a few minutes. Once your application has been received, you will receive an email letting you know if your project has been approved. Don't forget to have this sheet handy with you as you fill out your application. It will come in handy. By creating an Impact Team, you can have a positive impact in your community and inspire those around you.

